

Leaders of Tomorrow
NBMBA New York Chapter
College Awareness Symbolizes Hope Program (C.A.S.H.)

Selecting the Right College for YOU:
SIX STEPS TO SIMPLIFY COLLEGE PLANNING

Reference Source: American College Testing (ACT),
Get Set For College: A College Guide for Students and Parents

Presented by David Harrison
of The Ohio State University
Max M. Fisher College of Business
Office of Minority Student Services

Fordham University
Friday, January 6, 2012

THE OHIO STATE UNIVERSITY

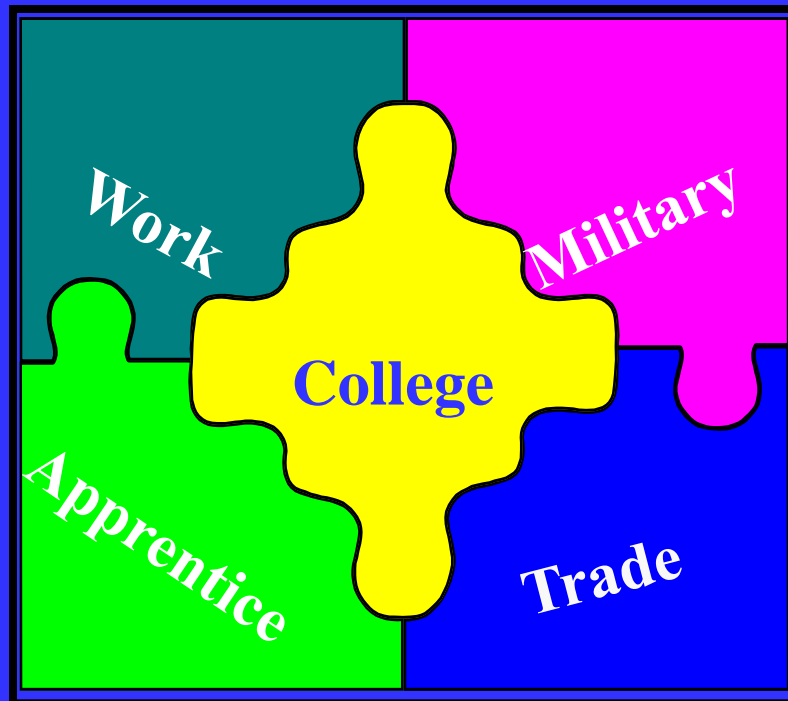
MAX M. FISHER COLLEGE OF BUSINESS



The new Fisher College of Business is located at the northern entrance of The Ohio State University main campus. The 370,000 square-foot complex is the largest multi-building project ever undertaken by the university and one of the few fully integrated management education campuses in the nation. Recently completed in 2002, the complex features a state-of-the-art computer network, satellite unlink capabilities, video on demand, and nearly 3000 computer ports. The \$150 million cost supports five academic buildings and a separate funded executive residence hall. One of the unique features of the complex is the original art created by regional and national artists.

WHAT NEXT?

OPTIONS AFTER HIGH: SCHOOL or SPORTS



**REMEMBER ... CAREER DECISION MAKING IS A
PROCESS, NOT AN EVENT!**



COLLEGE SUCCESS FACTORS


• MEASURABLE

- HIGH SCHOOL GRADES
- HIGH SCHOOL COURSES
- ACT/SAT SCORES
- FINANCIAL AID

• NON-MEASURABLE

- STUDY HABITS
- MOTIVATION
- COURSE SELECTION
- PLACEMENT
- INTERESTS
- COMMITMENT
- DISCIPLINE

KEEP IN MIND... MAKING SOUND DECISIONS WILL LEAD TO SATISFYING AND SUCCESSFUL EXPERIENCES!




Selecting the Right College for YOU:

THERE ARE SIX KEY STEPS TO SIMPLIFY COLLEGE PLANNING

- KNOW YOURSELF & YOUR REASONS FOR ATTENDING COLLEGE
- CONSIDER COLLEGE CHARACTERISTICS
- LIST, COMPARE, AND VISIT COLLEGES
- APPLY FOR ADMISSION AND OBSERVE DEADLINES
- DEVELOP A PLAN TO FINANCE YOUR EDUCATION
- REVIEW AND FINALIZE YOUR PLANS!

★ KNOW YOURSELF & REASONS FOR ATTENDING COLLEGE!

STEP 1




- Recognize your strengths & weaknesses.
- Analyze your interest and values.
- Achieve a personal goal.
- Increase your earning power... "Get Paid"
- Prepare for a career and expand learning.
- Rank extracurricular activities & social life.
- Value the influence of family & friends.



CONSIDER THE FOLLOWING COLLEGE CHARACTERISTICS:

STEP 2

- Majors and educational programs;
- Type of school and degrees offered;
- Admission policy;
- Location and size;
- Costs (available scholarships and financial aid);
- Rankings
- College affiliation and accreditation; and
- Support activities and student organizations.





LIST, COMPARE, AND VISIT COLLEGES!

STEP 3

- Compile information from several resources:
 - College representatives and college fairs
 - Counselors and teachers
 - Parents, students, alumni
- Prepare a college comparison checklist.
- Weigh advantages and disadvantages.
- Contact the admissions office.
- Schedule campus visits.

	School		
	A	B	C
Fin Aid	X	X	
Major Avail.		X	X
Scholarship	X	X	
Accredited	X	X	
Housing	X	X	
Church Affil.			X

Seek a good counseling office which ...

- **Provides**
 - tutoring assistance
 - career guidance
 - academic advising liaison
 - scholarships opportunities
- **Serves**
 - Educate awareness of diversity in workforce and academics
 - Enrich college experience
- **Supports**
 - campus departments and student organizations to assist minority students.
 - Encourages professionalism through networking with corporations, companies, and agencies that promote diversity in their workplace






APPLY FOR ADMISSION AND OBSERVE DEADLINES!

STEP 4

- Narrow your choices.
- Review college admissions test requirements.
- Know application fees and deadlines.
- Submit application materials:
 - Application for admission
 - High school transcript
 - Recommendations
 - Admissions test results
- Know scholarship requirements.





DEVELOP A PLAN TO FINANCE YOUR EDUCATION!

STEP 5



- Determine college costs.
- Investigate all possible resources:
 - Parents
 - Savings
 - Summer earnings
 - Financial aid (Scholarships, Grants, Loans, & Work Study)
- Secure necessary forms and note deadlines.
- Apply for financial aid as early as possible.



REVIEW AND FINALIZE YOUR PLANS!

STEP 6

- Show initiative and be assertive.
- Talk with your parents/counselors.
- Select a college that meets your needs.
- Follow up with colleges.
- Network as much as possible.
- Be mentally, physically, and spiritually strong.
- Have confidence and faith.



REMEMBER THE SIX STEPS TO SIMPLIFY COLLEGE PLANNING:

- **KNOW YOURSELF & YOUR REASONS FOR ATTENDING COLLEGE**
- **CONSIDER COLLEGE CHARACTERISTICS**
- **LIST, COMPARE, AND VISIT COLLEGES**
- **APPLY FOR ADMISSION AND OBSERVE DEADLINES**
- **DEVELOP A PLAN TO FINANCE YOUR EDUCATION**
- **REVIEW AND FINALIZE YOUR PLANS!**

PLANNING FOR COLLEGE ... IT'S A PROCESS.

NBMBAA New York Chapter Leaders of Tomorrow C.A.S.H. Program

You can (MUST) organize the college planning process.
Do it today, its not to late.
Remember, it's a process-not an event!

Thank You!